

























































































































# ANEXO B












## VOTO ECONOMICO BASADO EN EL PIB

|    |   | PAIS                         | PIB 2009<br>US\$ BILLONES<br>CORRIENTE | VOTOS<br>G-192 | VOTOS<br>PIB | TOTAL<br>VOTOS |
|----|---|------------------------------|--|----------------|--------------|----------------|
|    |   |                              | 56.771,0                               | 192            | 568          | 760            |
| 1  |    | ESTADOS UNIDOS<br>DE AMERICA | 14.266,2                               | 1              | 143          | 144            |
| 2  |    | JAPON                        | 5.048,6                                | 1              | 50           | 51             |
| 3  |    | CHINA                        | 4.757,7                                | 1              | 48           | 49             |
| 4  |    | ALEMANIA                     | 3.225,5                                | 1              | 32           | 33             |
| 5  |    | FRANCIA                      | 2.634,8                                | 1              | 26           | 27             |
| 6  |    | REINO UNIDO                  | 2.198,2                                | 1              | 22           | 23             |
| 7  |    | ITALIA                       | 2.089,6                                | 1              | 21           | 22             |
| 8  |    | BRASIL                       | 1.481,5                                | 1              | 15           | 16             |
| 9  |    | ESPAÑA                       | 1.438,4                                | 1              | 14           | 15             |
| 10 |    | CANADA                       | 1.319,1                                | 1              | 13           | 14             |
| 11 |    | FEDERACION RUSA              | 1.254,7                                | 1              | 13           | 14             |
| 12 |    | INDIA                        | 1.242,6                                | 1              | 12           | 13             |
| 13 |    | AUSTRALIA                    | 920,0                                  | 1              | 9            | 10             |
| 14 |   | MEXICO                       | 866,3                                  | 1              | 9            | 10             |
| 15 |  | REP. KOREA                   | 800,3                                  | 1              | 8            | 9              |
| 16 |  | HOLANDA                      | 789,7                                  | 1              | 8            | 9              |
| 17 |  | TURQUIA                      | 593,5                                  | 1              | 6            | 7              |
| 18 |  | INDONESIA                    | 514,9                                  | 1              | 5            | 6              |
| 19 |  | SUIZA                        | 484,1                                  | 1              | 5            | 6              |
| 20 |  | BELGICA                      | 461,5                                  | 1              | 5            | 6              |
| 21 |  | POLONIA                      | 423,0                                  | 1              | 4            | 5              |
| 22 |  | SUECIA                       | 397,7                                  | 1              | 4            | 5              |
| 23 |  | ARABIA SAUDITA               | 379,5                                  | 1              | 4            | 5              |
| 24 |  | AUSTRIA                      | 374,4                                  | 1              | 4            | 5              |
| 25 |  | NORUEGA                      | 369,0                                  | 1              | 4            | 5              |
| 26 |  | VENEZUELA                    | 353,5                                  | 1              | 4            | 5              |
| 27 |  | GRECIA                       | 338,3                                  | 1              | 3            | 4              |
| 28 |  | IRAN                         | 331,8                                  | 1              | 3            | 4              |
| 29 |  | DINAMARCA                    | 308,3                                  | 1              | 3            | 4              |
| 30 |  | ARGENTINA                    | 301,3                                  | 1              | 3            | 4              |
| 31 |  | SUDAFRICA                    | 277,4                                  | 1              | 3            | 4              |
| 32 |  | THAILANDIA                   | 266,4                                  | 1              | 3            | 4              |
| 33 |  | FINLANDIA                    | 242,3                                  | 1              | 2            | 3              |
| 34 |  | COLOMBIA                     | 228,6                                  | 1              | 2            | 3              |
| 35 |  | EAU                          | 228,6                                  | 1              | 2            | 3              |
| 36 |  | IRLANDA                      | 226,8                                  | 1              | 2            | 3              |

|    |   |                 |       |   |   |   |
|----|---|-----------------|-------|---|---|---|
| 37 |    | PORTUGAL        | 219,8 | 1 | 2 | 3 |
| 38 |    | ISRAEL          | 215,7 | 1 | 2 | 3 |
| 39 |    | MALASIA         | 207,4 | 1 | 2 | 3 |
| 40 |    | REP. CHECA      | 189,7 | 1 | 2 | 3 |
| 41 |    | EGIPTO          | 188,0 | 1 | 2 | 3 |
| 42 |    | PAKISTAN        | 166,5 | 1 | 2 | 3 |
| 43 |    | NIGERIA         | 165,4 | 1 | 2 | 3 |
| 44 |    | SINGAPUR        | 163,1 | 1 | 2 | 3 |
| 45 |    | RUMANIA         | 160,7 | 1 | 2 | 3 |
| 46 |    | FILIPINAS       | 158,7 | 1 | 2 | 3 |
| 47 |    | CHILE           | 150,4 | 1 | 2 | 3 |
| 48 |    | ARGELIA         | 134,8 | 1 | 1 | 2 |
| 49 |    | PERU            | 127,4 | 1 | 1 | 2 |
| 50 |    | HUNGRIA         | 124,2 | 1 | 1 | 2 |
| 51 |    | UCRANIA         | 115,7 | 1 | 1 | 2 |
| 52 |    | KUWAIT          | 114,9 | 1 | 1 | 2 |
| 53 |    | NUEVA ZELANDA   | 109,6 | 1 | 1 | 2 |
| 54 |    | KAZAJSTAN       | 107,0 | 1 | 1 | 2 |
| 55 |    | QATAR           | 92,5  | 1 | 1 | 2 |
| 56 |    | BANGLADESH      | 92,1  | 1 | 1 | 2 |
| 57 |    | VIETNAM         | 91,8  | 1 | 1 | 2 |
| 58 |   | MARRUECOS       | 90,8  | 1 | 1 | 2 |
| 59 |  | ESLOVAQUIA      | 88,3  | 1 | 1 | 2 |
| 60 |  | IRAQ            | 70,1  | 1 | 1 | 2 |
| 61 |  | ANGOLA          | 69,7  | 1 | 1 | 2 |
| 62 |  | CROACIA         | 61,7  | 1 | 1 | 2 |
| 63 |  | CUBA            | 60,8  | 1 | 1 | 2 |
| 64 |  | LIBIA           | 60,6  | 1 | 1 | 2 |
| 65 |  | ECUADOR         | 55,6  | 1 | 1 | 2 |
| 66 |  | SYRIA           | 54,4  | 1 | 1 | 2 |
| 67 |  | SUDAN           | 54,3  | 1 | 1 | 2 |
| 68 |  | OMAN            | 52,3  | 1 | 1 | 2 |
| 69 |  | ESLOVENIA       | 49,6  | 1 | 0 | 1 |
| 70 |  | BELARUS         | 49,0  | 1 | 0 | 1 |
| 71 |  | LUXEMBURGO      | 46,5  | 1 | 0 | 1 |
| 72 |  | BULGARIA        | 44,8  | 1 | 0 | 1 |
| 73 |  | REP. DOMINICANA | 44,7  | 1 | 0 | 1 |
| 74 |  | AZERBAIJAN      | 42,5  | 1 | 0 | 1 |
| 75 |  | SERBIA          | 42,4  | 1 | 0 | 1 |
| 76 |  | SRI LANKA       | 41,3  | 1 | 0 | 1 |
| 77 |  | TUNEZ           | 39,5  | 1 | 0 | 1 |
| 78 |  | GUATEMALA       | 36,5  | 1 | 0 | 1 |
| 79 |  | LITUANIA        | 36,0  | 1 | 0 | 1 |
| 80 |  | ETIOPIA         | 33,9  | 1 | 0 | 1 |
| 81 |  | LIBANO          | 32,7  | 1 | 0 | 1 |
| 82 |  | URUGUAY         | 31,6  | 1 | 0 | 1 |

|     |   |                         |      |   |   |   |
|-----|---|-------------------------|------|---|---|---|
| 83  |    | UZBEKISTAN              | 30,3 | 1 | 0 | 1 |
| 84  |    | KENYA                   | 30,2 | 1 | 0 | 1 |
| 85  |    | COSTA RICA              | 29,3 | 1 | 0 | 1 |
| 86  |    | DPR. KOREA              | 27,8 | 1 | 0 | 1 |
| 87  |    | MYANMAR                 | 26,5 | 1 | 0 | 1 |
| 88  |    | YEMEN                   | 26,2 | 1 | 0 | 1 |
| 89  |    | TURKMENISTAN            | 26,2 | 1 | 0 | 1 |
| 90  |    | PANAMA                  | 24,8 | 1 | 0 | 1 |
| 91  |    | LETONIA                 | 24,2 | 1 | 0 | 1 |
| 92  |    | CHIPRE                  | 23,2 | 1 | 0 | 1 |
| 93  |    | TRINIDAD Y<br>TOBAGO    | 23,0 | 1 | 0 | 1 |
| 94  |    | COTE D`IVORE            | 22,9 | 1 | 0 | 1 |
| 95  |    | JORDANIA                | 22,6 | 1 | 0 | 1 |
| 96  |    | EL SALVADOR             | 22,2 | 1 | 0 | 1 |
| 97  |    | TANZANIA                | 22,2 | 1 | 0 | 1 |
| 98  |    | CAMERUN                 | 21,8 | 1 | 0 | 1 |
| 99  |    | BAHREIN                 | 19,4 | 1 | 0 | 1 |
| 100 |    | ESTONIA                 | 18,0 | 1 | 0 | 1 |
| 101 |    | BOLIVIA                 | 17,5 | 1 | 0 | 1 |
| 102 |    | BOSNIA Y<br>HERZEGOVINA | 17,0 | 1 | 0 | 1 |
| 103 |    | UGANDA                  | 15,7 | 1 | 0 | 1 |
| 104 |    | GHANA                   | 14,8 | 1 | 0 | 1 |
| 105 |   | BRUNEI<br>DARUSSALAM    | 14,7 | 1 | 0 | 1 |
| 106 |  | HONDURAS                | 14,6 | 1 | 0 | 1 |
| 107 |  | PARAGUAY                | 13,6 | 1 | 0 | 1 |
| 108 |  | AFGANISTAN              | 13,3 | 1 | 0 | 1 |
| 109 |  | NEPAL                   | 13,1 | 1 | 0 | 1 |
| 110 |  | SENEGAL                 | 12,6 | 1 | 0 | 1 |
| 111 |  | ZAMBIA                  | 12,3 | 1 | 0 | 1 |
| 112 |  | JAMAICA                 | 11,9 | 1 | 0 | 1 |
| 113 |  | ISLANDIA                | 11,8 | 1 | 0 | 1 |
| 114 |  | ALBANIA                 | 11,7 | 1 | 0 | 1 |
| 115 |  | GUINEA<br>ECUATORIAL    | 11,2 | 1 | 0 | 1 |
| 116 |  | RD CONGO                | 11,1 | 1 | 0 | 1 |
| 117 |  | GEORGIA                 | 11,0 | 1 | 0 | 1 |
| 118 |  | GABON                   | 10,9 | 1 | 0 | 1 |
| 119 |  | CAMBODIA                | 10,9 | 1 | 0 | 1 |
| 120 |  | BOTSWANA                | 10,8 | 1 | 0 | 1 |
| 121 |  | MOZAMBIQUE              | 9,7  | 1 | 0 | 1 |
| 122 |  | MAURICIO                | 9,2  | 1 | 0 | 1 |
| 123 |  | NAMIBIA                 | 9,0  | 1 | 0 | 1 |
| 124 |  | MADAGASCAR              | 9,0  | 1 | 0 | 1 |

|     |   |                        |      |   |   |   |
|-----|---|------------------------|------|---|---|---|
| 125 |    | MACEDONIA              | 8, 8 | 1 | 0 | 1 |
| 126 |    | MALI                   | 8, 8 | 1 | 0 | 1 |
| 127 |    | ARMENIA                | 8, 7 | 1 | 0 | 1 |
| 128 |    | CONGO REP.             | 8, 6 | 1 | 0 | 1 |
| 129 |    | PAPUA NUEVA<br>GUINEA  | 8, 2 | 1 | 0 | 1 |
| 130 |    | BURKINA FASO           | 7, 8 | 1 | 0 | 1 |
| 131 |    | MALTA                  | 7, 7 | 1 | 0 | 1 |
| 132 |    | BAHAMAS                | 7, 4 | 1 | 0 | 1 |
| 133 |    | CHAD                   | 7, 0 | 1 | 0 | 1 |
| 134 |    | HAITI                  | 6, 9 | 1 | 0 | 1 |
| 135 |    | BENIN                  | 6, 4 | 1 | 0 | 1 |
| 136 |    | NICARAGUA              | 6, 3 | 1 | 0 | 1 |
| 137 |    | LAOS                   | 5, 7 | 1 | 0 | 1 |
| 138 |    | MOLDOVA                | 5, 3 | 1 | 0 | 1 |
| 139 |    | NIGER                  | 5, 3 | 1 | 0 | 1 |
| 140 |    | RWANDA                 | 5, 0 | 1 | 0 | 1 |
| 141 |    | MALAWI                 | 4, 9 | 1 | 0 | 1 |
| 142 |    | KIRGUISTAN             | 4, 7 | 1 | 0 | 1 |
| 143 |    | LIECHTENSTEIN          | 4, 6 | 1 | 0 | 1 |
| 144 |    | TAYIKISTAN             | 4, 6 | 1 | 0 | 1 |
| 145 |    | GUINEA                 | 4, 4 | 1 | 0 | 1 |
| 146 |   | MONTENEGRO             | 4, 4 | 1 | 0 | 1 |
| 147 |  | MONGOLIA               | 4, 2 | 1 | 0 | 1 |
| 148 |  | BARBADOS               | 3, 6 | 1 | 0 | 1 |
| 149 |  | ZIMBABWE               | 3, 6 | 1 | 0 | 1 |
| 150 |  | MAURITANIA             | 3, 2 | 1 | 0 | 1 |
| 151 |  | SURINAM                | 3, 1 | 1 | 0 | 1 |
| 152 |  | FIJI                   | 3, 0 | 1 | 0 | 1 |
| 153 |  | SWAZILANDIA            | 2, 9 | 1 | 0 | 1 |
| 154 |  | ANDORRA                | 2, 8 | 1 | 0 | 1 |
| 155 |  | TOGO                   | 2, 8 | 1 | 0 | 1 |
| 156 |  | SOMALIA                | 2, 7 | 1 | 0 | 1 |
| 157 |  | SIERRA LEONA           | 2, 1 | 1 | 0 | 1 |
| 158 |  | REP.<br>CENTROAFRICANA | 2, 0 | 1 | 0 | 1 |
| 159 |  | CABO VERDE             | 1, 8 | 1 | 0 | 1 |
| 160 |  | ERITREA                | 1, 7 | 1 | 0 | 1 |
| 161 |  | LESOTHO                | 1, 6 | 1 | 0 | 1 |
| 162 |  | BHUTAN                 | 1, 5 | 1 | 0 | 1 |
| 163 |  | BURUNDI                | 1, 4 | 1 | 0 | 1 |
| 164 |  | BELICE                 | 1, 4 | 1 | 0 | 1 |
| 165 |  | MALDIVAS               | 1, 3 | 1 | 0 | 1 |
| 166 |  | GUYANA                 | 1, 2 | 1 | 0 | 1 |
| 167 |  | ANTIGUA Y<br>BARBUDA   | 1, 2 | 1 | 0 | 1 |

|     |   |                                 |      |   |   |   |
|-----|---|---------------------------------|------|---|---|---|
| 168 |    | DJIBOUTI                        | 1,1  | 1 | 0 | 1 |
| 169 |    | SAN MARINO                      | 1,0  | 1 | 0 | 1 |
| 170 |    | SANTA LUCIA                     | 1,0  | 1 | 0 | 1 |
| 171 |    | MONACO                          | 0,9  | 1 | 0 | 1 |
| 172 |    | LIBERIA                         | 0,9  | 1 | 0 | 1 |
| 173 |    | GAMBIA                          | 0,7  | 1 | 0 | 1 |
| 174 |    | GRANADA                         | 0,7  | 1 | 0 | 1 |
| 175 |    | ISLAS SALOMON                   | 0,7  | 1 | 0 | 1 |
| 176 |    | SEYCHELLES                      | 0,7  | 1 | 0 | 1 |
| 177 |    | SAN VICENTE Y<br>LAS GRANADINAS | 0,6  | 1 | 0 | 1 |
| 178 |    | TIMOR-LESTE                     | 0,6  | 1 | 0 | 1 |
| 179 |    | SAMOA                           | 0,6  | 1 | 0 | 1 |
| 180 |    | VANUATU                         | 0,6  | 1 | 0 | 1 |
| 181 |    | SAN KITTTS Y<br>NEVIS           | 0,5  | 1 | 0 | 1 |
| 182 |    | COMORAS                         | 0,5  | 1 | 0 | 1 |
| 183 |    | GUINEA BISSAU                   | 0,4  | 1 | 0 | 1 |
| 184 |    | DOMINICA                        | 0,4  | 1 | 0 | 1 |
| 185 |    | TONGA                           | 0,3  | 1 | 0 | 1 |
| 186 |    | MICRONESIA                      | 0,2  | 1 | 0 | 1 |
| 187 |    | SANTO TOME Y<br>PRINCIPE        | 0,2  | 1 | 0 | 1 |
| 188 |    | PALAU                           | 0,2  | 1 | 0 | 1 |
| 189 |   | ISLAS MARSHALL                  | 0,2  | 1 | 0 | 1 |
| 190 |  | KIRIBATI                        | 0,1  | 1 | 0 | 1 |
| 191 |  | NAURU                           | 0,06 | 1 | 0 | 1 |
| 192 |  | TUVALU                          | 0,0  | 1 | 0 | 1 |